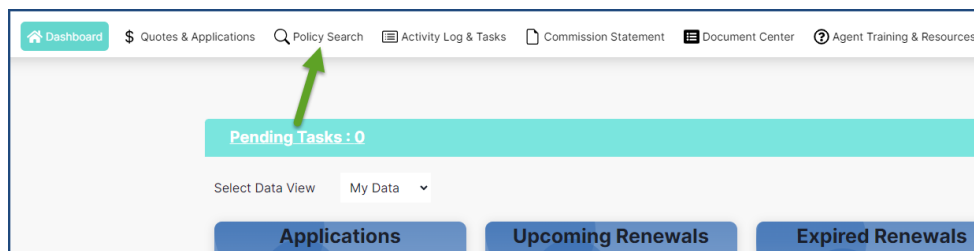


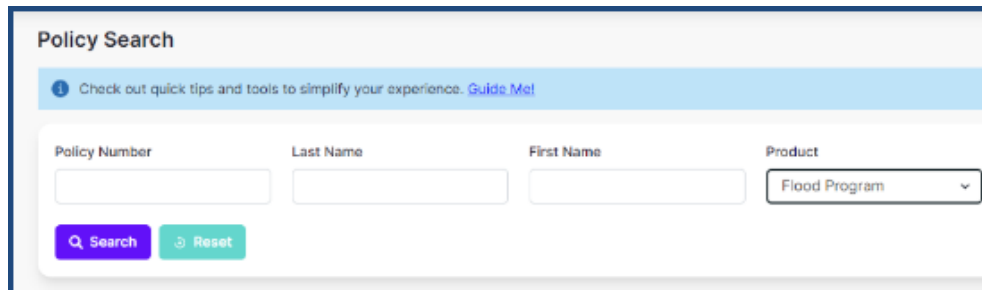


Policy Search

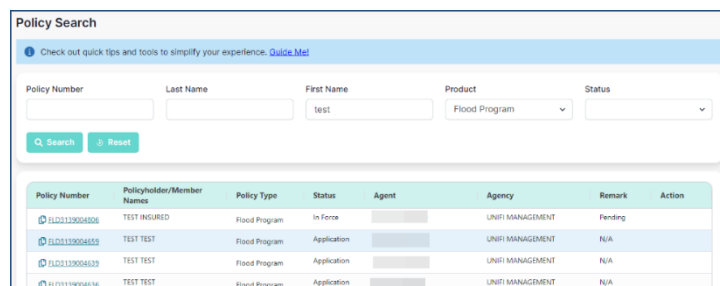
After signing into the agent portal, find the “Policy Search” Button at the top of the page.



Within the Search Policy section, enter the Policy Number, Last Name, First Name or Product type and then click “Search”.



After selecting the “Search” button, the search results section will display the policies related to the search parameters.



To open the policy, select the blue “Policy Number” hyperlink.

Policy Number	Policyholder/Member Names	Policy Type	Status	Agent	Agency	Remark	Action
 ELD3139004806	TEST INSURED	Flood Program	In Force		UNIFI MANAGEMENT	Pending	

 ELD3139004806